

Agency 2012 Crime Report

Kellogg Police Department

Population: 2,119
County: Shoshone

Offense Overview

- Offense total 110
- % change from 2011 **-45.8**
- # of cleared offenses 56
- Percent cleared 50.9

- Group "A" Crime Rate per 100,000 population 5191.1

- Summary based reporting crime rate per 100,000 population is calculated for other state crime comparisons only. 1887.7

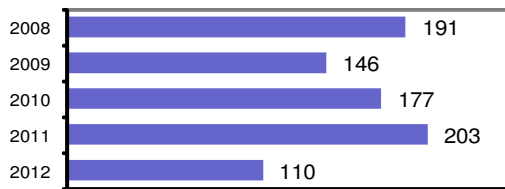
Arrest Overview

- Arrest total 88
- % change from 2011 **-34.8**
- Adult arrest total 78
- Juvenile arrest total 10

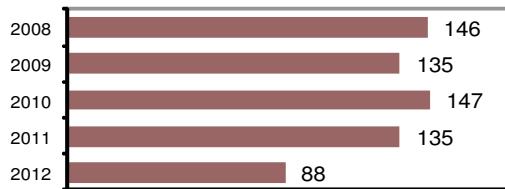
- Arrest Rate per 100,000 population 4152.9

Group "A" Offenses	Offenses		Arrests	
	# Reported	# Cleared	Adult	Juvenile
Murder	0	0	0	0
Negligent Manslaughter	0	0	0	0
Forcible Rape	0	0	0	0
Robbery	0	0	0	0
Aggravated Assault	3	2	2	0
Burglary	7	1	0	0
Larceny	27	3	4	0
Motor Vehicle Theft	2	0	1	0
Arson	1	0	0	0
Simple Assault	20	15	9	0
Intimidation	0	0	0	0
Bribery	0	0	0	0
Counterfeiting/Forgery	1	1	0	0
Vandalism	12	2	1	0
Drug/Narcotics	16	16	15	0
Drug Equipment	17	14	5	0
Embezzlement	0	0	0	0
Extortion/Blackmail	0	0	0	0
Fraud	0	0	0	0
Gambling	0	0	0	0
Kidnapping	0	0	0	0
Pornography	0	0	0	0
Prostitution	0	0	0	0
Forcible Sodomy	0	0	0	0
Sexual Assault w/Object	0	0	0	0
Forcible Fondling	3	1	0	1
Incest	0	0	0	0
Statutory Rape	0	0	0	0
Stolen Property	0	0	0	0
Weapon Law Violation	1	1	1	0
Total Group "A"	110	56	38	1

Total Offenses - 5 year trend



Total Arrests - 5 year trend



Group "B" Arrests	Arrests	
	Adult	Juvenile
Bad Checks	0	0
Curfew/Vagrancy	0	0
Disorderly Conduct	5	0
DUI	9	0
Drunkenness	1	0
Family Offense-nonviolent	0	0
Liquor Law Violation	7	4
Peeping Tom	0	0
Runaways	0	0
Trespass	1	0
All Other Offenses	17	5
Total Group "B"	40	9

Agency 2012 Crime Report

Osburn Police Department

Population: 1,554
County: Shoshone

Offense Overview

- Offense total 44
- % change from 2011 -33.3
- # of cleared offenses 24
- Percent cleared 54.5

• Group "A" Crime Rate per 100,000 population 2831.4

• Summary based reporting crime rate per 100,000 population is calculated for other state crime comparisons only. 1094.0

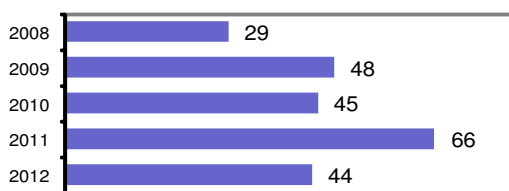
Arrest Overview

- Arrest total 20
- % change from 2011 -45.9
- Adult arrest total 20
- Juvenile arrest total 0

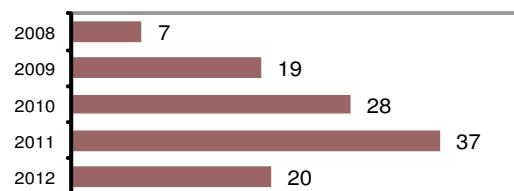
• Arrest Rate per 100,000 population 1287.0

Group "A" Offenses	Offenses		Arrests	
	# Reported	# Cleared	Adult	Juvenile
Murder	0	0	0	0
Negligent Manslaughter	0	0	0	0
Forcible Rape	0	0	0	0
Robbery	0	0	0	0
Aggravated Assault	1	1	1	0
Burglary	5	1	1	0
Larceny	11	3	2	0
Motor Vehicle Theft	0	0	0	0
Arson	0	0	0	0
Simple Assault	8	7	6	0
Intimidation	0	0	0	0
Bribery	0	0	0	0
Counterfeiting/Forgery	0	0	0	0
Vandalism	3	1	0	0
Drug/Narcotics	6	5	4	0
Drug Equipment	6	4	0	0
Embezzlement	0	0	0	0
Extortion/Blackmail	0	0	0	0
Fraud	2	1	1	0
Gambling	0	0	0	0
Kidnapping	0	0	0	0
Pornography	0	0	0	0
Prostitution	0	0	0	0
Forcible Sodomy	0	0	0	0
Sexual Assault w/Object	0	0	0	0
Forcible Fondling	1	1	1	0
Incest	0	0	0	0
Statutory Rape	0	0	0	0
Stolen Property	0	0	0	0
Weapon Law Violation	1	0	0	0
Total Group "A"	44	24	16	0

Total Offenses - 5 year trend



Total Arrests - 5 year trend



Group "B" Arrests	Arrests	
	Adult	Juvenile
Bad Checks	0	0
Curfew/Vagrancy	0	0
Disorderly Conduct	0	0
DUI	1	0
Drunkenness	0	0
Family Offense-nonviolent	0	0
Liquor Law Violation	2	0
Peeping Tom	0	0
Runaways	0	0
Trespass	0	0
All Other Offenses	1	0
Total Group "B"	4	0

Agency 2012 Crime Report

Pinehurst Police Department

Population: 1,619
County: Shoshone

Offense Overview

- Offense total 30
- % change from 2011 -45.5
- # of cleared offenses 5
- Percent cleared 16.7

- Group "A" Crime Rate per 100,000 population 1853.0

- Summary based reporting crime rate per 100,000 population is calculated for other state crime comparisons only. 864.7

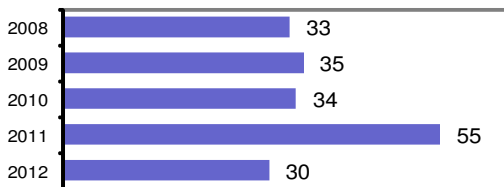
Arrest Overview

- Arrest total 7
- % change from 2011 -66.7
- Adult arrest total 6
- Juvenile arrest total 1

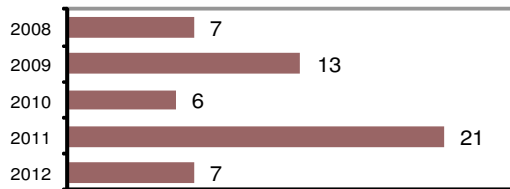
- Arrest Rate per 100,000 population 432.4

Group "A" Offenses	Offenses		Arrests	
	# Reported	# Cleared	Adult	Juvenile
Murder	1	0	0	0
Negligent Manslaughter	0	0	0	0
Forcible Rape	1	0	0	0
Robbery	0	0	0	0
Aggravated Assault	0	0	0	0
Burglary	4	1	0	0
Larceny	6	0	0	0
Motor Vehicle Theft	2	0	0	0
Arson	0	0	0	0
Simple Assault	1	1	1	0
Intimidation	0	0	0	0
Bribery	0	0	0	0
Counterfeiting/Forgery	0	0	0	0
Vandalism	3	1	0	1
Drug/Narcotics	2	1	1	0
Drug Equipment	1	0	0	0
Embezzlement	0	0	0	0
Extortion/Blackmail	0	0	0	0
Fraud	7	0	0	0
Gambling	0	0	0	0
Kidnapping	0	0	0	0
Pornography	0	0	0	0
Prostitution	0	0	0	0
Forcible Sodomy	1	1	1	0
Sexual Assault w/Object	0	0	0	0
Forcible Fondling	0	0	0	0
Incest	0	0	0	0
Statutory Rape	0	0	0	0
Stolen Property	1	0	0	0
Weapon Law Violation	0	0	0	0
Total Group "A"	30	5	3	1

Total Offenses - 5 year trend



Total Arrests - 5 year trend



Group "B" Arrests	Arrests	
	Adult	Juvenile
Bad Checks	0	0
Curfew/Vagrancy	0	0
Disorderly Conduct	0	0
DUI	2	0
Drunkenness	0	0
Family Offense-nonviolent	0	0
Liquor Law Violation	0	0
Peeping Tom	0	0
Runaways	0	0
Trespass	0	0
All Other Offenses	1	0
Total Group "B"	3	0

Agency 2012 Crime Report

Shoshone County Sheriff

Population: 7,466
County: Shoshone

Offense Overview

- Offense total 477
- % change from 2011 5.5
- # of cleared offenses 210
- Percent cleared 44.0

- Group "A" Crime Rate per 100,000 population 6389.0

- Summary based reporting crime rate per 100,000 population is calculated for other state crime comparisons only. 2384.1


Arrest Overview

- Arrest total 295
- % change from 2011 -2.3
- Adult arrest total 250
- Juvenile arrest total 45

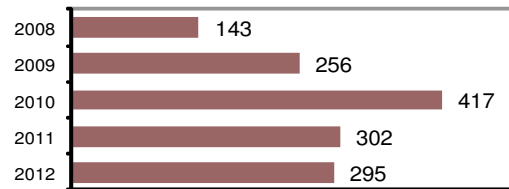
- Arrest Rate per 100,000 population 3951.2

Group "A" Offenses	Offenses		Arrests	
	# Reported	# Cleared	Adult	Juvenile
Murder	0	0	0	0
Negligent Manslaughter	0	0	0	0
Forcible Rape	1	0	0	0
Robbery	0	0	0	0
Aggravated Assault	22	15	10	0
Burglary	50	7	2	2
Larceny	91	18	10	0
Motor Vehicle Theft	14	2	2	0
Arson	0	0	0	0
Simple Assault	110	69	39	7
Intimidation	31	18	6	1
Bribery	0	0	0	0
Counterfeiting/Forgery	2	0	0	0
Vandalism	62	12	3	1
Drug/Narcotics	32	30	19	2
Drug Equipment	32	30	13	0
Embezzlement	0	0	0	0
Extortion/Blackmail	0	0	0	0
Fraud	9	1	0	0
Gambling	0	0	0	0
Kidnapping	0	0	0	0
Pornography	1	0	0	0
Prostitution	0	0	0	0
Forcible Sodomy	0	0	0	0
Sexual Assault w/Object	0	0	0	0
Forcible Fondling	12	4	2	1
Incest	0	0	0	0
Statutory Rape	0	0	0	0
Stolen Property	2	2	1	0
Weapon Law Violation	6	2	1	0
Total Group "A"	477	210	108	14

Total Offenses - 5 year trend



Total Arrests - 5 year trend



Group "B" Arrests	Arrests	
	Adult	Juvenile
Bad Checks	0	0
Curfew/Vagrancy	0	0
Disorderly Conduct	16	0
DUI	55	0
Drunkenness	1	0
Family Offense-nonviolent	0	0
Liquor Law Violation	11	15
Peeping Tom	0	0
Runaways	0	0
Trespass	3	0
All Other Offenses	56	16
Total Group "B"	142	31

Agency 2012 Crime Report

Shoshone County Total

Population: 12,758
County: Shoshone

Offense Overview

- Offense total 661
- % change from 2011 **-14.8**
- # of cleared offenses 295
- Percent cleared 44.6

- Group "A" Crime Rate per 100,000 population 5181.1

- Summary based reporting crime rate per 100,000 population is calculated for other state crime comparisons only. 1951.7

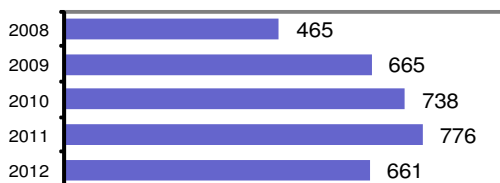
Arrest Overview

- Arrest total 410
- % change from 2011 **-17.2**
- Adult arrest total 354
- Juvenile arrest total 56

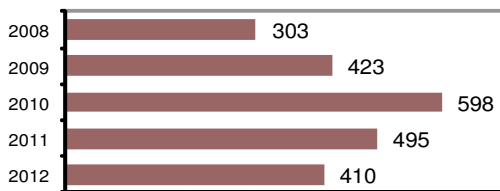
- Arrest Rate per 100,000 population 3213.7

Group "A" Offenses	Offenses		Arrests	
	# Reported	# Cleared	Adult	Juvenile
Murder	1	0	0	0
Negligent Manslaughter	0	0	0	0
Forcible Rape	2	0	0	0
Robbery	0	0	0	0
Aggravated Assault	26	18	13	0
Burglary	66	10	3	2
Larceny	135	24	16	0
Motor Vehicle Theft	18	2	3	0
Arson	1	0	0	0
Simple Assault	139	92	55	7
Intimidation	31	18	6	1
Bribery	0	0	0	0
Counterfeiting/Forgery	3	1	0	0
Vandalism	80	16	4	2
Drug/Narcotics	56	52	39	2
Drug Equipment	56	48	18	0
Embezzlement	0	0	0	0
Extortion/Blackmail	0	0	0	0
Fraud	18	2	1	0
Gambling	0	0	0	0
Kidnapping	0	0	0	0
Pornography	1	0	0	0
Prostitution	0	0	0	0
Forcible Sodomy	1	1	1	0
Sexual Assault w/Object	0	0	0	0
Forcible Fondling	16	6	3	2
Incest	0	0	0	0
Statutory Rape	0	0	0	0
Stolen Property	3	2	1	0
Weapon Law Violation	8	3	2	0
Total Group "A"	661	295	165	16

Total Offenses - 5 year trend



Total Arrests - 5 year trend



Group "B" Arrests	Arrests	
	Adult	Juvenile
Bad Checks	0	0
Curfew/Vagrancy	0	0
Disorderly Conduct	21	0
DUI	67	0
Drunkenness	2	0
Family Offense-nonviolent	0	0
Liquor Law Violation	20	19
Peeping Tom	0	0
Runaways	0	0
Trespass	4	0
All Other Offenses	75	21
Total Group "B"	189	40