

Agency 2012 Crime Report

Salmon Police Department

Population: 3,145
County: Lemhi

Offense Overview

- Offense total 87
- % change from 2011 **-47.9**
- # of cleared offenses 51
- Percent cleared 58.6

- Group "A" Crime Rate per 100,000 population 2766.3

- Summary based reporting crime rate per 100,000 population is calculated for other state crime comparisons only. 1176.5

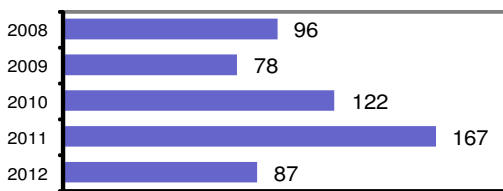
Arrest Overview

- Arrest total 75
- % change from 2011 **-22.7**
- Adult arrest total 59
- Juvenile arrest total 16

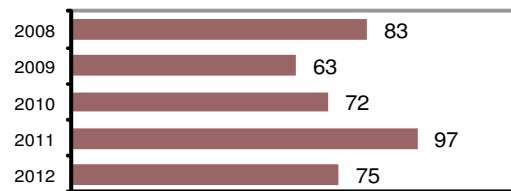
- Arrest Rate per 100,000 population 2384.7

Group "A" Offenses	Offenses		Arrests	
	# Reported	# Cleared	Adult	Juvenile
Murder	0	0	0	0
Negligent Manslaughter	0	0	0	0
Forcible Rape	0	0	0	0
Robbery	0	0	0	0
Aggravated Assault	7	7	6	0
Burglary	10	6	1	4
Larceny	19	8	8	2
Motor Vehicle Theft	1	1	0	2
Arson	0	0	0	0
Simple Assault	10	9	4	0
Intimidation	0	0	0	0
Bribery	0	0	0	0
Counterfeiting/Forgery	2	1	0	0
Vandalism	21	4	0	5
Drug/Narcotics	7	7	7	1
Drug Equipment	6	6	3	0
Embezzlement	0	0	0	0
Extortion/Blackmail	0	0	0	0
Fraud	2	0	0	0
Gambling	0	0	0	0
Kidnapping	1	1	1	0
Pornography	0	0	0	0
Prostitution	0	0	0	0
Forcible Sodomy	0	0	0	0
Sexual Assault w/Object	0	0	0	0
Forcible Fondling	0	0	0	0
Incest	0	0	0	0
Statutory Rape	0	0	0	0
Stolen Property	0	0	0	0
Weapon Law Violation	1	1	1	0
Total Group "A"	87	51	31	14

Total Offenses - 5 year trend



Total Arrests - 5 year trend



Group "B" Arrests	Arrests	
	Adult	Juvenile
Bad Checks	3	0
Curfew/Vagrancy	0	0
Disorderly Conduct	5	0
DUI	9	0
Drunkenness	0	0
Family Offense-nonviolent	1	0
Liquor Law Violation	0	0
Peeping Tom	0	0
Runaways	0	1
Trespass	0	0
All Other Offenses	10	1
Total Group "B"	28	2

Agency 2012 Crime Report

Lemhi County Sheriff

Population: 4,876
County: Lemhi

Offense Overview

- Offense total 53
- % change from 2011 -51.8
- # of cleared offenses 24
- Percent cleared 45.3

- Group "A" Crime Rate per 100,000 population 1087.0

- Summary based reporting crime rate per 100,000 population is calculated for other state crime comparisons only. 471.7

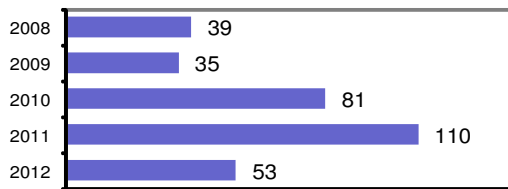
Arrest Overview

- Arrest total 51
- % change from 2011 -10.5
- Adult arrest total 44
- Juvenile arrest total 7

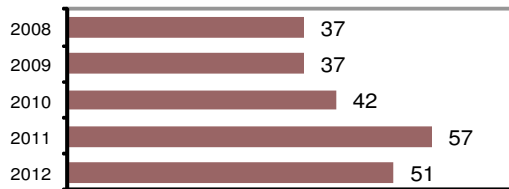
- Arrest Rate per 100,000 population 1045.9

Group "A" Offenses	Offenses		Arrests	
	# Reported	# Cleared	Adult	Juvenile
Murder	0	0	0	0
Negligent Manslaughter	0	0	0	0
Forcible Rape	1	1	1	0
Robbery	0	0	0	0
Aggravated Assault	3	3	2	1
Burglary	5	1	0	2
Larceny	14	0	0	0
Motor Vehicle Theft	0	0	0	0
Arson	0	0	0	0
Simple Assault	9	8	8	0
Intimidation	0	0	0	0
Bribery	0	0	0	0
Counterfeiting/Forgery	3	0	0	0
Vandalism	5	1	1	0
Drug/Narcotics	6	6	8	3
Drug Equipment	4	4	1	0
Embezzlement	0	0	0	0
Extortion/Blackmail	0	0	0	0
Fraud	3	0	0	0
Gambling	0	0	0	0
Kidnapping	0	0	0	0
Pornography	0	0	0	0
Prostitution	0	0	0	0
Forcible Sodomy	0	0	0	0
Sexual Assault w/Object	0	0	0	0
Forcible Fondling	0	0	0	0
Incest	0	0	0	0
Statutory Rape	0	0	0	0
Stolen Property	0	0	0	0
Weapon Law Violation	0	0	0	0
Total Group "A"	53	24	21	6

Total Offenses - 5 year trend



Total Arrests - 5 year trend



Group "B" Arrests	Arrests	
	Adult	Juvenile
Bad Checks	2	0
Curfew/Vagrancy	0	0
Disorderly Conduct	2	1
DUI	13	0
Drunkenness	0	0
Family Offense-nonviolent	0	0
Liquor Law Violation	0	0
Peeping Tom	0	0
Runaways	0	0
Trespass	1	0
All Other Offenses	5	0
Total Group "B"	23	1

Agency 2012 Crime Report

Lemhi County Total

Population: 8,021
County: Lemhi

Offense Overview

- Offense total 140
- % change from 2011 **-49.5**
- # of cleared offenses 75
- Percent cleared 53.6

• Group "A" Crime Rate per 100,000 population 1745.4

• Summary based reporting crime rate per 100,000 population is calculated for other state crime comparisons only. 748.0

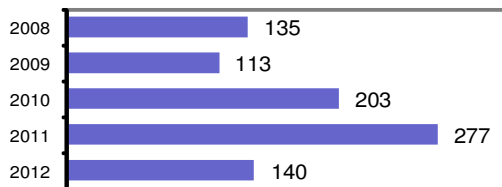
Arrest Overview

- Arrest total 126
- % change from 2011 **-18.2**
- Adult arrest total 103
- Juvenile arrest total 23


• Arrest Rate per 100,000 population 1570.9

Group "A" Offenses	Offenses		Arrests	
	# Reported	# Cleared	Adult	Juvenile
Murder	0	0	0	0
Negligent Manslaughter	0	0	0	0
Forcible Rape	1	1	1	0
Robbery	0	0	0	0
Aggravated Assault	10	10	8	1
Burglary	15	7	1	6
Larceny	33	8	8	2
Motor Vehicle Theft	1	1	0	2
Arson	0	0	0	0
Simple Assault	19	17	12	0
Intimidation	0	0	0	0
Bribery	0	0	0	0
Counterfeiting/Forgery	5	1	0	0
Vandalism	26	5	1	5
Drug/Narcotics	13	13	15	4
Drug Equipment	10	10	4	0
Embezzlement	0	0	0	0
Extortion/Blackmail	0	0	0	0
Fraud	5	0	0	0
Gambling	0	0	0	0
Kidnapping	1	1	1	0
Pornography	0	0	0	0
Prostitution	0	0	0	0
Forcible Sodomy	0	0	0	0
Sexual Assault w/Object	0	0	0	0
Forcible Fondling	0	0	0	0
Incest	0	0	0	0
Statutory Rape	0	0	0	0
Stolen Property	0	0	0	0
Weapon Law Violation	1	1	1	0
Total Group "A"	140	75	52	20

Total Offenses -5 year trend



Total Arrests - 5 year trend



Group "B" Arrests	Arrests	
	Adult	Juvenile
Bad Checks	5	0
Curfew/Vagrancy	0	0
Disorderly Conduct	7	1
DUI	22	0
Drunkenness	0	0
Family Offense-nonviolent	1	0
Liquor Law Violation	0	0
Peeping Tom	0	0
Runaways	0	1
Trespass	1	0
All Other Offenses	15	1
Total Group "B"	51	3