

# Agency 2012 Crime Report

## Rigby Police Department

Population: 4,015  
County: Jefferson

### Offense Overview

- Offense total 205
- % change from 2011 **-16.0**
- # of cleared offenses 98
- Percent cleared 47.8

- Group "A" Crime Rate per 100,000 population 5105.9

- Summary based reporting crime rate per 100,000 population is calculated for other state crime comparisons only. 2216.7

### Arrest Overview

- Arrest total 93
- % change from 2011 **-29.0**
- Adult arrest total 75
- Juvenile arrest total 18

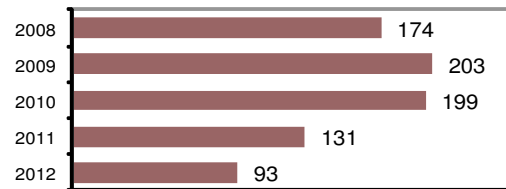
- Arrest Rate per 100,000 population 2316.3

Group "A" Offenses	Offenses		Arrests	
	# Reported	# Cleared	Adult	Juvenile
Murder	0	0	0	0
Negligent Manslaughter	0	0	0	0
Forcible Rape	3	0	0	0
Robbery	0	0	0	0
Aggravated Assault	2	2	2	0
Burglary	14	7	2	0
Larceny	68	22	3	4
Motor Vehicle Theft	2	1	0	0
Arson	0	0	0	0
Simple Assault	26	24	6	1
Intimidation	10	4	0	1
Bribery	0	0	0	0
Counterfeiting/Forgery	2	0	0	0
Vandalism	36	11	2	1
Drug/Narcotics	13	10	6	2
Drug Equipment	10	8	0	0
Embezzlement	0	0	0	0
Extortion/Blackmail	0	0	0	0
Fraud	14	6	1	1
Gambling	0	0	0	0
Kidnapping	0	0	0	0
Pornography	0	0	0	0
Prostitution	0	0	0	0
Forcible Sodomy	0	0	0	0
Sexual Assault w/Object	0	0	0	0
Forcible Fondling	0	0	0	0
Incest	0	0	0	0
Statutory Rape	0	0	0	0
Stolen Property	1	1	1	0
Weapon Law Violation	4	2	1	0
<b>Total Group "A"</b>	<b>205</b>	<b>98</b>	<b>24</b>	<b>10</b>

**Total Offenses - 5 year trend**



**Total Arrests - 5 year trend**



Group "B" Arrests	Arrests	
	Adult	Juvenile
Bad Checks	2	0
Curfew/Vagrancy	0	0
Disorderly Conduct	4	2
DUI	9	0
Drunkenness	1	0
Family Offense-nonviolent	0	0
Liquor Law Violation	3	0
Peeping Tom	0	0
Runaways	0	0
Trespass	1	0
All Other Offenses	31	6
<b>Total Group "B"</b>	<b>51</b>	<b>8</b>

# Agency 2012 Crime Report

## Jefferson County Sheriff

Population: 22,464  
County: Jefferson

### Offense Overview

- Offense total 213
- % change from 2011 **-14.1**
- # of cleared offenses 114
- Percent cleared 53.5

- Group "A" Crime Rate per 100,000 population 948.2

- Summary based reporting crime rate per 100,000 population is calculated for other state crime comparisons only. 427.4

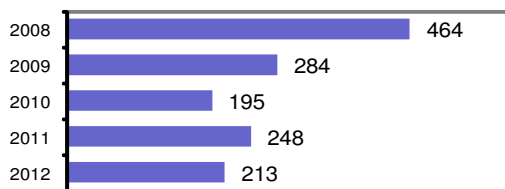
### Arrest Overview

- Arrest total 225
- % change from 2011 **-21.9**
- Adult arrest total 186
- Juvenile arrest total 39

- Arrest Rate per 100,000 population 1001.6

Group "A" Offenses	Offenses		Arrests	
	# Reported	# Cleared	Adult	Juvenile
Murder	0	0	0	0
Negligent Manslaughter	0	0	0	0
Forcible Rape	2	2	2	0
Robbery	0	0	0	0
Aggravated Assault	11	11	7	1
Burglary	19	5	3	3
Larceny	55	13	14	1
Motor Vehicle Theft	9	4	1	1
Arson	0	0	0	0
Simple Assault	18	11	10	1
Intimidation	5	3	3	0
Bribery	0	0	0	0
Counterfeiting/Forgery	0	0	0	0
Vandalism	17	4	2	1
Drug/Narcotics	31	27	27	7
Drug Equipment	31	28	5	3
Embezzlement	0	0	0	0
Extortion/Blackmail	0	0	0	0
Fraud	10	1	1	0
Gambling	0	0	0	0
Kidnapping	0	0	0	0
Pornography	0	0	0	0
Prostitution	0	0	0	0
Forcible Sodomy	0	0	0	0
Sexual Assault w/Object	0	0	0	0
Forcible Fondling	4	4	3	0
Incest	0	0	0	0
Statutory Rape	0	0	0	0
Stolen Property	0	0	0	0
Weapon Law Violation	1	1	1	0
<b>Total Group "A"</b>	<b>213</b>	<b>114</b>	<b>79</b>	<b>18</b>

**Total Offenses - 5 year trend**



**Total Arrests - 5 year trend**



Group "B" Arrests	Arrests	
	Adult	Juvenile
Bad Checks	3	0
Curfew/Vagrancy	0	0
Disorderly Conduct	9	12
DUI	40	1
Drunkenness	0	0
Family Offense-nonviolent	0	0
Liquor Law Violation	8	2
Peeping Tom	0	0
Runaways	0	0
Trespass	1	1
All Other Offenses	46	5
<b>Total Group "B"</b>	<b>107</b>	<b>21</b>

# Agency 2012 Crime Report

## Jefferson County Total

Population: 26,479  
County: Jefferson

### Offense Overview

- Offense total 418
- % change from 2011 **-15.0**
- # of cleared offenses 212
- Percent cleared 50.7

• Group "A" Crime Rate per 100,000 population 1578.6

• Summary based reporting crime rate per 100,000 population is calculated for other state crime comparisons only. 698.7

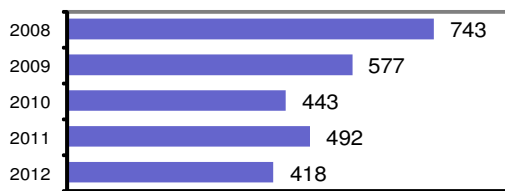
### Arrest Overview

- Arrest total 318
- % change from 2011 **-24.1**
- Adult arrest total 261
- Juvenile arrest total 57

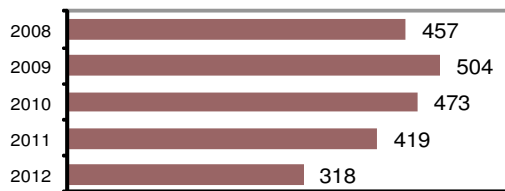
• Arrest Rate per 100,000 population 1201.0

Group "A" Offenses	Offenses		Arrests	
	# Reported	# Cleared	Adult	Juvenile
Murder	0	0	0	0
Negligent Manslaughter	0	0	0	0
Forcible Rape	5	2	2	0
Robbery	0	0	0	0
Aggravated Assault	13	13	9	1
Burglary	33	12	5	3
Larceny	123	35	17	5
Motor Vehicle Theft	11	5	1	1
Arson	0	0	0	0
Simple Assault	44	35	16	2
Intimidation	15	7	3	1
Bribery	0	0	0	0
Counterfeiting/Forgery	2	0	0	0
Vandalism	53	15	4	2
Drug/Narcotics	44	37	33	9
Drug Equipment	41	36	5	3
Embezzlement	0	0	0	0
Extortion/Blackmail	0	0	0	0
Fraud	24	7	2	1
Gambling	0	0	0	0
Kidnapping	0	0	0	0
Pornography	0	0	0	0
Prostitution	0	0	0	0
Forcible Sodomy	0	0	0	0
Sexual Assault w/Object	0	0	0	0
Forcible Fondling	4	4	3	0
Incest	0	0	0	0
Statutory Rape	0	0	0	0
Stolen Property	1	1	1	0
Weapon Law Violation	5	3	2	0
<b>Total Group "A"</b>	<b>418</b>	<b>212</b>	<b>103</b>	<b>28</b>

**Total Offenses - 5 year trend**



**Total Arrests - 5 year trend**



Group "B" Arrests	Arrests	
	Adult	Juvenile
Bad Checks	5	0
Curfew/Vagrancy	0	0
Disorderly Conduct	13	14
DUI	49	1
Drunkenness	1	0
Family Offense-nonviolent	0	0
Liquor Law Violation	11	2
Peeping Tom	0	0
Runaways	0	0
Trespass	2	1
All Other Offenses	77	11
<b>Total Group "B"</b>	<b>158</b>	<b>29</b>