

Agency 2012 Crime Report

Aberdeen Police Department

Population: 2,023
County: Bingham

Offense Overview

- Offense total 32
- % change from 2011 60.0
- # of cleared offenses 5
- Percent cleared 15.6

- Group "A" Crime Rate per 100,000 population 1581.8

- Summary based reporting crime rate per 100,000 population is calculated for other state crime comparisons only. 642.6

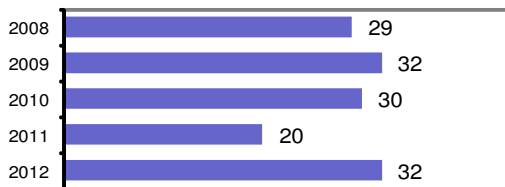
Arrest Overview

- Arrest total 17
- % change from 2011 -43.3
- Adult arrest total 14
- Juvenile arrest total 3

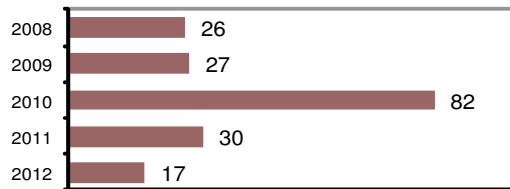
- Arrest Rate per 100,000 population 840.3

Group "A" Offenses	Offenses		Arrests	
	# Reported	# Cleared	Adult	Juvenile
Murder	0	0	0	0
Negligent Manslaughter	0	0	0	0
Forcible Rape	0	0	0	0
Robbery	0	0	0	0
Aggravated Assault	0	0	0	0
Burglary	1	0	0	0
Larceny	12	0	0	0
Motor Vehicle Theft	0	0	0	0
Arson	0	0	0	0
Simple Assault	3	2	1	0
Intimidation	1	0	0	0
Bribery	0	0	0	0
Counterfeiting/Forgery	0	0	0	0
Vandalism	11	0	0	0
Drug/Narcotics	0	0	0	0
Drug Equipment	1	1	0	1
Embezzlement	0	0	0	0
Extortion/Blackmail	0	0	0	0
Fraud	0	0	0	0
Gambling	0	0	0	0
Kidnapping	1	1	1	0
Pornography	0	0	0	0
Prostitution	0	0	0	0
Forcible Sodomy	0	0	0	0
Sexual Assault w/Object	0	0	0	0
Forcible Fondling	2	1	1	0
Incest	0	0	0	0
Statutory Rape	0	0	0	0
Stolen Property	0	0	0	0
Weapon Law Violation	0	0	0	0
Total Group "A"	32	5	3	1

Total Offenses - 5 year trend



Total Arrests - 5 year trend



Group "B" Arrests	Arrests	
	Adult	Juvenile
Bad Checks	0	0
Curfew/Vagrancy	0	0
Disorderly Conduct	1	0
DUI	5	2
Drunkenness	0	0
Family Offense-nonviolent	0	0
Liquor Law Violation	3	0
Peeping Tom	0	0
Runaways	0	0
Trespass	1	0
All Other Offenses	1	0
Total Group "B"	11	2

Agency 2012 Crime Report

Blackfoot Police Department

Population: 12,068
County: Bingham

Offense Overview

- Offense total 1,319
- % change from 2011 **-1.2**
- # of cleared offenses 677
- Percent cleared 51.3

- Group "A" Crime Rate per 100,000 population 10929.7

- Summary based reporting crime rate per 100,000 population is calculated for other state crime comparisons only. 3762.0


Arrest Overview

- Arrest total 913
- % change from 2011 **-11.9**
- Adult arrest total 622
- Juvenile arrest total 291

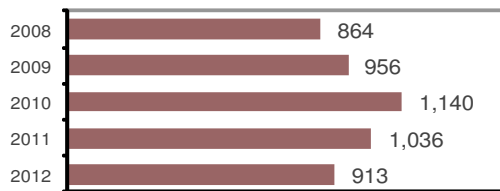
- Arrest Rate per 100,000 population 7565.5

Group "A" Offenses	Offenses		Arrests	
	# Reported	# Cleared	Adult	Juvenile
Murder	0	0	0	0
Negligent Manslaughter	0	0	0	0
Forcible Rape	8	3	2	0
Robbery	3	2	1	0
Aggravated Assault	16	15	9	2
Burglary	117	29	26	11
Larceny	292	73	31	28
Motor Vehicle Theft	17	8	2	2
Arson	1	0	0	0
Simple Assault	315	247	87	55
Intimidation	10	3	0	1
Bribery	0	0	0	0
Counterfeiting/Forgery	7	2	3	0
Vandalism	183	44	14	18
Drug/Narcotics	126	115	102	10
Drug Equipment	107	97	40	6
Embezzlement	0	0	0	0
Extortion/Blackmail	0	0	0	0
Fraud	52	9	3	0
Gambling	0	0	0	0
Kidnapping	1	0	0	0
Pornography	3	1	0	0
Prostitution	0	0	0	0
Forcible Sodomy	0	0	0	0
Sexual Assault w/Object	0	0	0	0
Forcible Fondling	38	17	2	1
Incest	0	0	0	0
Statutory Rape	4	3	2	0
Stolen Property	6	5	1	3
Weapon Law Violation	13	4	0	1
Total Group "A"	1,319	677	325	138

Total Offenses - 5 year trend



Total Arrests - 5 year trend



Group "B" Arrests	Arrests	
	Adult	Juvenile
Bad Checks	3	0
Curfew/Vagrancy	0	11
Disorderly Conduct	48	30
DUI	70	1
Drunkenness	9	0
Family Offense-nonviolent	4	0
Liquor Law Violation	35	22
Peeping Tom	0	0
Runaways	0	38
Trespass	13	7
All Other Offenses	115	44
Total Group "B"	297	153

Agency 2012 Crime Report

Shelley Police Department

Population: 4,474
County: Bingham

Offense Overview

- Offense total 159
- % change from 2011 6.7
- # of cleared offenses 67
- Percent cleared 42.1

• Group "A" Crime Rate per 100,000 population 3553.9

• Summary based reporting crime rate per 100,000 population is calculated for other state crime comparisons only. 1184.6

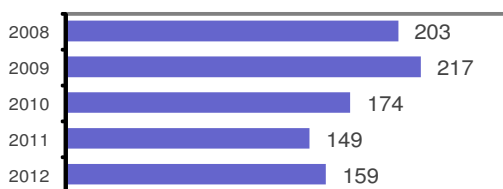
Arrest Overview

- Arrest total 116
- % change from 2011 6.4
- Adult arrest total 90
- Juvenile arrest total 26

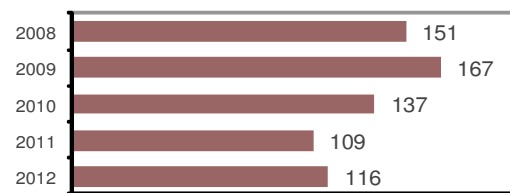
• Arrest Rate per 100,000 population 2592.8

Group "A" Offenses	Offenses		Arrests	
	# Reported	# Cleared	Adult	Juvenile
Murder	0	0	0	0
Negligent Manslaughter	0	0	0	0
Forcible Rape	1	1	0	0
Robbery	1	0	0	0
Aggravated Assault	0	0	0	0
Burglary	12	1	0	0
Larceny	36	12	0	11
Motor Vehicle Theft	3	0	0	0
Arson	0	0	0	0
Simple Assault	36	26	14	4
Intimidation	2	0	0	0
Bribery	0	0	0	0
Counterfeiting/Forgery	0	0	0	0
Vandalism	29	4	1	2
Drug/Narcotics	8	7	4	0
Drug Equipment	12	10	5	0
Embezzlement	0	0	0	0
Extortion/Blackmail	0	0	0	0
Fraud	9	1	1	0
Gambling	0	0	0	0
Kidnapping	0	0	0	0
Pornography	0	0	0	0
Prostitution	0	0	0	0
Forcible Sodomy	0	0	0	0
Sexual Assault w/Object	0	0	0	0
Forcible Fondling	5	3	3	0
Incest	0	0	0	0
Statutory Rape	0	0	0	0
Stolen Property	0	0	0	0
Weapon Law Violation	5	2	0	0
Total Group "A"	159	67	28	17

Total Offenses - 5 year trend



Total Arrests - 5 year trend



Group "B" Arrests	Arrests	
	Adult	Juvenile
Bad Checks	1	0
Curfew/Vagrancy	0	0
Disorderly Conduct	6	1
DUI	18	0
Drunkenness	0	0
Family Offense-nonviolent	0	0
Liquor Law Violation	20	0
Peeping Tom	0	0
Runaways	0	1
Trespass	1	0
All Other Offenses	16	7
Total Group "B"	62	9

Agency 2012 Crime Report

Bingham County Sheriff

Population: 27,698
County: Bingham

Offense Overview

- Offense total 842
- % change from 2011 11.5
- # of cleared offenses 318
- Percent cleared 37.8

- Group "A" Crime Rate per 100,000 population 3039.9

- Summary based reporting crime rate per 100,000 population is calculated for other state crime comparisons only. 1177.0

Arrest Overview

- Arrest total 462
- % change from 2011 **-21.2**
- Adult arrest total 386
- Juvenile arrest total 76


- Arrest Rate per 100,000 population 1668.0

Group "A" Offenses	Offenses		Arrests	
	# Reported	# Cleared	Adult	Juvenile
Murder	0	0	0	0
Negligent Manslaughter	0	0	0	0
Forcible Rape	8	2	1	1
Robbery	1	1	0	1
Aggravated Assault	29	26	13	1
Burglary	78	10	5	0
Larceny	188	28	22	6
Motor Vehicle Theft	19	4	1	3
Arson	3	1	1	0
Simple Assault	168	108	48	3
Intimidation	10	5	1	0
Bribery	0	0	0	0
Counterfeiting/Forgery	5	1	1	0
Vandalism	111	15	10	3
Drug/Narcotics	61	49	33	5
Drug Equipment	49	44	15	1
Embezzlement	0	0	0	0
Extortion/Blackmail	0	0	0	0
Fraud	45	2	1	0
Gambling	0	0	0	0
Kidnapping	3	2	1	0
Pornography	3	0	0	0
Prostitution	0	0	0	0
Forcible Sodomy	0	0	0	0
Sexual Assault w/Object	0	0	0	0
Forcible Fondling	33	16	5	0
Incest	0	0	0	0
Statutory Rape	0	0	0	0
Stolen Property	2	0	0	0
Weapon Law Violation	26	4	1	0
Total Group "A"	842	318	159	24

Total Offenses - 5 year trend



Total Arrests - 5 year trend



Group "B" Arrests	Arrests	
	Adult	Juvenile
Bad Checks	1	0
Curfew/Vagrancy	0	0
Disorderly Conduct	15	4
DUI	108	3
Drunkenness	3	0
Family Offense-nonviolent	4	0
Liquor Law Violation	37	18
Peeping Tom	0	0
Runaways	0	8
Trespass	26	6
All Other Offenses	33	13
Total Group "B"	227	52

Agency 2012 Crime Report

Bingham County Total

Population: 46,263
County: Bingham

Offense Overview

- Offense total 2,352
- % change from 2011 4.1
- # of cleared offenses 1,067
- Percent cleared 45.4

- Group "A" Crime Rate per 100,000 population 5084.0

- Summary based reporting crime rate per 100,000 population is calculated for other state crime comparisons only. 1828.7

Arrest Overview

- Arrest total 1,508
- % change from 2011 -14.4
- Adult arrest total 1,112
- Juvenile arrest total 396

- Arrest Rate per 100,000 population 3259.6

Group "A" Offenses	Offenses		Arrests	
	# Reported	# Cleared	Adult	Juvenile
Murder	0	0	0	0
Negligent Manslaughter	0	0	0	0
Forcible Rape	17	6	3	1
Robbery	5	3	1	1
Aggravated Assault	45	41	22	3
Burglary	208	40	31	11
Larceny	528	113	53	45
Motor Vehicle Theft	39	12	3	5
Arson	4	1	1	0
Simple Assault	522	383	150	62
Intimidation	23	8	1	1
Bribery	0	0	0	0
Counterfeiting/Forgery	12	3	4	0
Vandalism	334	63	25	23
Drug/Narcotics	195	171	139	15
Drug Equipment	169	152	60	8
Embezzlement	0	0	0	0
Extortion/Blackmail	0	0	0	0
Fraud	106	12	5	0
Gambling	0	0	0	0
Kidnapping	5	3	2	0
Pornography	6	1	0	0
Prostitution	0	0	0	0
Forcible Sodomy	0	0	0	0
Sexual Assault w/Object	0	0	0	0
Forcible Fondling	78	37	11	1
Incest	0	0	0	0
Statutory Rape	4	3	2	0
Stolen Property	8	5	1	3
Weapon Law Violation	44	10	1	1
Total Group "A"	2,352	1,067	515	180

Total Offenses - 5 year trend



Total Arrests - 5 year trend



Group "B" Arrests	Arrests	
	Adult	Juvenile
Bad Checks	5	0
Curfew/Vagrancy	0	11
Disorderly Conduct	70	35
DUI	201	6
Drunkenness	12	0
Family Offense-nonviolent	8	0
Liquor Law Violation	95	40
Peeping Tom	0	0
Runaways	0	47
Trespass	41	13
All Other Offenses	165	64
Total Group "B"	597	216